

Name:

## Plans and Elevations

### Assessment Criteria

1 – I understand the different 2D views of 3D shapes

2 – I can represent 3D shapes in 2D

WWW

EBI

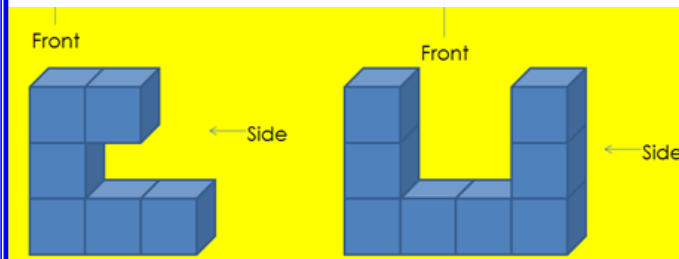
*Teacher comment*

### Literacy

Plan  
Elevation  
Perspective  
View

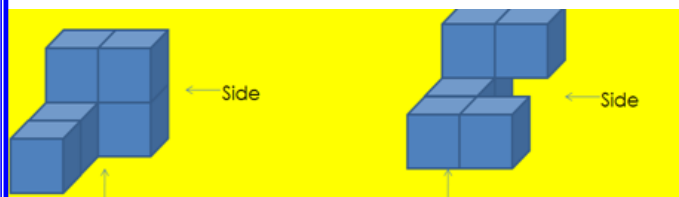
### Skill Practise

Draw the plan view and side view of the following shapes:



Plan view

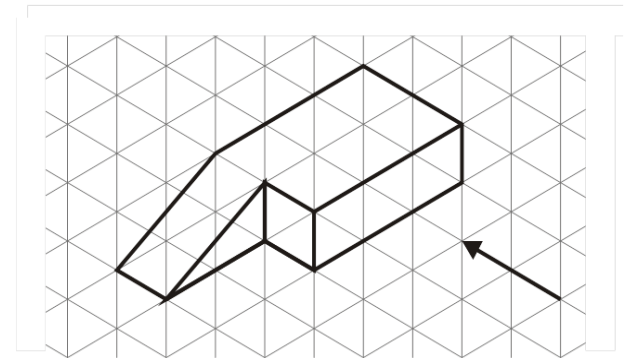
Side view



Plan view

Side view

### Stretch!



In the space below, draw the plan view and the side view of the shape above. Include units in your answer.

Plan view

Side view

### Apply

Draw a sketch of how a person would look from:

- the top
- the side
- the front